





FITTING INSTRUCTIONS FOR PFF27-301, PFF27-302

Remove the old bushes from the front upper and lower wishbones including the original outer sleeve. These parts can be pressed out or burn out the rubber and cut through the original outer sleeve.

PFF27-301 – front lower wishbone bushes installed. Push each top hat section into the wishbone before inserting the centre sleeve. Use the copper grease provided between the bush and the centre sleeve.




FF27-302 – front upper wishbone bushes installed. Ensure that the smaller diameter washer is placed towards the inside of the wishbone and the larger diameter washer is placed towards the outside of the wishbone as shown in the diagrams.



FITTING INSTRUCTIONS FOR PFF27-301, PFF27-302

Remove the old bushes from the front upper and lower wishbones including the original outer sleeve. These parts can be pressed out or burn out the rubber and cut through the original outer sleeve.

PFF27-301 – front lower wishbone bushes installed. Push each top hat section into the wishbone before inserting the centre sleeve. Use the copper grease provided between the bush and the centre sleeve.



FF27-302 – front upper wishbone bushes installed. Ensure that the smaller diameter washer is placed towards the inside of the wishbone and the larger diameter washer is placed towards the outside of the wishbone as shown in the diagrams.

